

- ✓ Produces up to 625 lbs. (284 Kgs.)* of ICE per day
- ✓ Maximum ICE production with 115 Volts
- ✓ Constructed from sturdy, corrosion-resistant 300 series stainless steel
- ✓ Ultra-low profile - 20 inches (508 mm) tall
- ✓ Available with an air-, water- or remote-cooled condenser



ICE 0500 on a B55 Bin

ICE-O-Matic[®] is the Best ICE Making Solution for: Hard Water, Food Safety and Tight Spaces

Problem

Food Safety

Food safety concerns about slime- and odor-causing bacteria

Hard Water

Scaling due to hard water slows Ice production

Tight-Fitting Spaces

Inadequate air flow due to tight-fitting spaces reduces Ice production

Corrosion

Salt air corrosion of outdoor equipment located in coastal regions

Solution

PURE ICE™ - Exclusively by ICE-O-Matic[®]

Built-in antimicrobial protection for the life of the machine prevents bacteria and slime fungus growth. ICE-O-Matic's[®] optional water filtration system provides protection against unpleasant tastes, odors and scale formation.

Harvest Assist

Consistent ICE production 24/7 by pushing the ICE into the bin rather than waiting for gravity to overpower the scale

Top Air Discharge

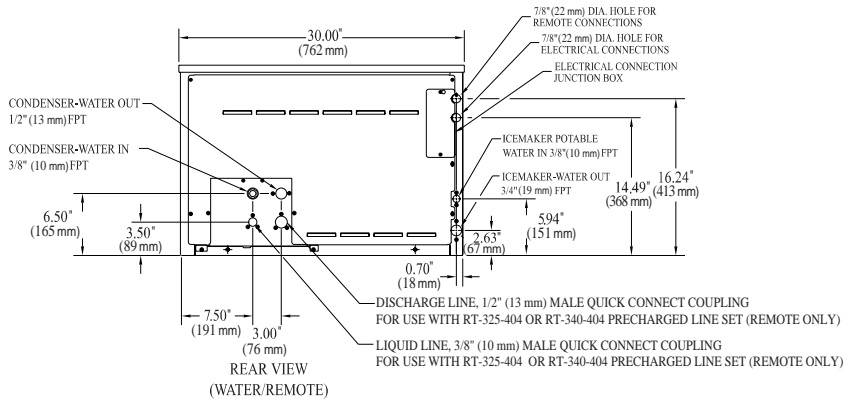
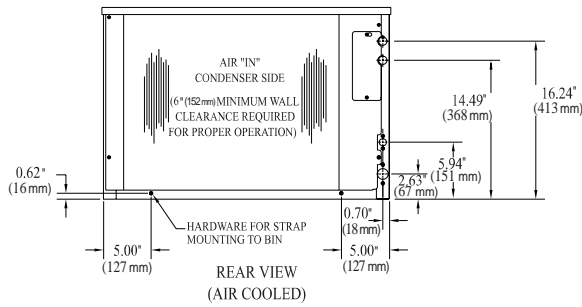
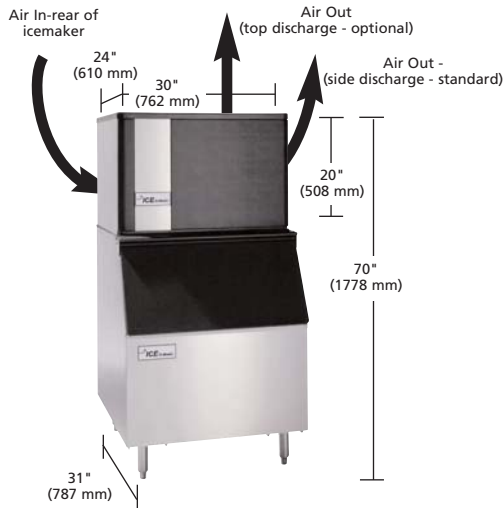
Maximum ICE production in a minimum amount of space with an ultra-low profile - no side clearance required

Sea Salt Corrosion Protection

All remote condensers are coated with a salt air corrosion protection – FREE

ICE 0500 Series Cube ICE Maker

Dimensions and Air Flow



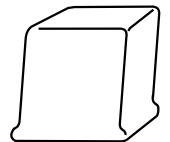
ICE PRODUCTION CHART POUNDS (KILOGRAMS) PER 24 HOURS

ICE 0500

Conds. Unit	Air Temp. °F (°C)	Water Temp. °F (°C)		
		80°(27°)	70°(21°)	50°(10°)
Air Cooled	90° (32°)	429 (195)	461 (210)	527 (239)
	80° (27°)	487 (221)	523 (238)	576 (262)
	70° (21°)	528 (240)	568 (258)	625 (284)
Water Cooled	90° (32°)	464 (211)	499 (227)	526 (239)
	80° (27°)	462 (210)	497 (226)	547 (248)
	70° (21°)	479 (218)	515 (234)	567 (258)
Remote Cooled	90° (32°)	407 (185)	438 (199)	499 (227)
	80° (27°)	461 (209)	495 (225)	545 (248)
	70° (21°)	500 (227)	537 (244)	591 (269)
	50° (10°)			603 (274)
	30° (-1°)			615 (279)
	0° (-18°)			627 (285)

OPERATING LIMITS

Ambient Temp. Range	50° - 110°F (10° - 43°C)
Air & Water	50° - 110°F (10° - 43°C)
Remote	-20° - 110°F (-29° - 43°C)
Water Temp. Range	40° - 100°F (4.5° - 38°C)
Water Pressure Ice Maker	Min. 20 psi (1.4 bar)
Water in	Max. 60 psi (6.9 bar)
Condenser Inlet Water	Min. 20 psi (1.4 bar)
(Water cooled only)	Max. 60 psi (6.9 bar)



Half Cube
7/8" x 7/8" x 3/8"
(22mm x 22mm x 10mm)

Full Cube
7/8" x 7/8" x 7/8"
(22mm x 22mm x 22mm)

- 90°/70° figures are rated in accordance with ARI Standard 810. All remaining points are mathematical estimates.
- All specifications and performance data are subject to normal manufacturing variances.

ORDERING AND SPECIFICATION INFORMATION

Model No.	Cond. Unit	Ice Production per 24 hrs. at 70° Air/50° Water lbs. (Kgs.)	Ice Production per 24 hrs. at 90° Air/70° Water lbs. (Kgs.)	Water Used-Gals. (Lits.) per 100 lbs. of Ice 90° Air/70° Water		Kilowatts Used per 100 lbs. of Ice 90° Air 70° Water	Btuh	Voltage Characteristics	No. of Wires	Min. Circuit Amp.	Max. Fuse Size	Shipping Weight lbs. (Kgs.)
				Ice Prod. Use	Cond. Use							
ICE0500•A	Air	625 (284)	461 (210)	23.4 (89)	n/a	7.3	10843	115/60/1	3	19.9	20	170 (77)
ICE0500•W	Water	567 (258)	499 (227)	21.1 (80)	189.4 (717)	5.7	10242	115/60/1	3	13.7	20	170 (77)
ICE0500•R	Remote	591 (269)	438 (199)	25.1 (95)	n/a	8.0	10881	115/60/1	3	18.7	20	170 (77)
ERC-1002	Remote Condenser for 1 or 2 model ICE0500R (115/50-60/1 voltage)											95 (43)
RT-325-404	25 ft. (7.6m) Precharged Tubing Kit for R-404A models											13 (6)
RT-340-404	40 ft. (12m) Precharged Tubing Kit for R-404A models											18 (8)
RT-345-404	45 ft. (13.7m) Precharged Tubing Kit for R-404A models											19 (9)
RT-360-404	60 ft. (18.2m) Precharged Tubing Kit for R-404A models											26 (12)

See Bin specification sheet for information on ice storage bins

- represents cube size. For full cube substitute an "F", for half cube substitute an "H".
- Top discharge is available on ICE0500 air-cooled model, just substitute a "T" for the "A" in the model number.
- Please note: air-cooled units require 6" (152 mm) clearance for air intake and exhaust.



ICE o-Matic®

We reserve the right to make changes in design and construction at any time without obligation.
2003 © ICE-O-Matic Rev Code: 1005B-07/03-55

ICE-O-Matic 11100 E. 45th Avenue, Denver, CO 80239
Tel. 303 371-3737 Fax. 303 371-6296 www.iceomatic.com