



# ICE 1506 Series Cube ICE Maker

- ✓ Produces up to 1431 lbs. (650 Kgs.)\* of ICE per day
- ✓ Constructed from sturdy, corrosion-resistant 300 series stainless steel
- ✓ Only 30" wide
- ✓ Available with a remote condenser



ICE 1506 on a Beverage Dispenser

## ***ICE-O-Matic® is the Best ICE Making Solution for: Hard Water, Food Safety and Tight Spaces***

### **Problem**

#### **Food Safety**

Food safety concerns about slime- and odor-causing bacteria

#### **Hard Water**

Scaling due to hard water slows ICE Making production

#### **Corrosion**

Salt air corrosion of outdoor equipment located in coastal regions

#### **Dirty Air Filter**

Forget to change the air filter?

### **Solution**

#### **PURE ICE™ - Exclusively by ICE-O-Matic®**

Built-in antimicrobial protection for the life of the machine prevents bacteria and slime fungus growth. ICE-O-Matic's® optional water filtration system provides protection against unpleasant tastes, odors and scale formation.

#### **Harvest Assist**

Provides consistent ICE production 24/7 by pushing the ICE into the bin rather than waiting for gravity to overpower the scale

#### **Sea Salt Corrosion Protection**

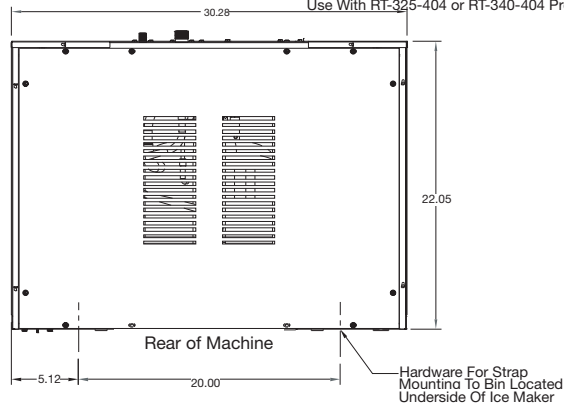
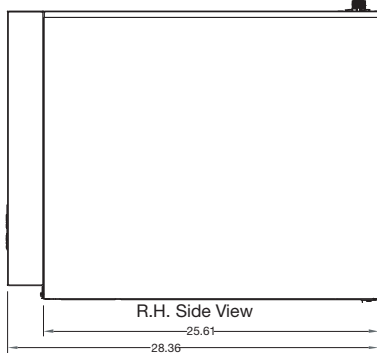
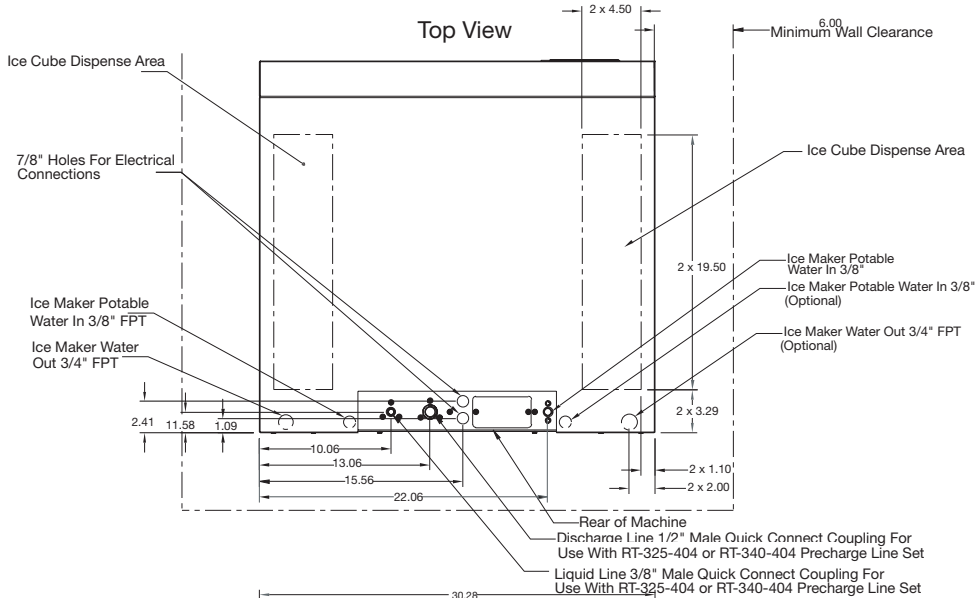
All remote condensers are coated with a salt air corrosion protection – FREE

#### **Filter-Free Air**

No air filter to change

\*Rated at 70 °Air / 50° Water

**Dimensions**



**ICE PRODUCTION CHART POUNDS**

**ICE 1506**

Conds. Unit	Air Temp. °F (°C)	Water Temp. °F (°C)		
		80°(27°)	70°(21°)	50°(10°)
<b>Remote Cooled</b>	90° (32°)	1118 (508)	1202 (546)	1294 (588)
	80° (27°)	1152 (523)	1238 (563)	1362 (619)
	70° (21°)	1210 (550)	1301 (591)	1431 (650)

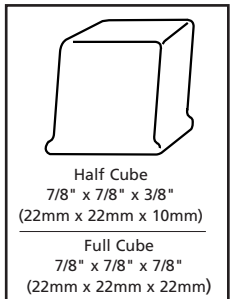
- 90°/70° figures are rated in accordance with ARI Standard 810. All remaining points are mathematical estimates.
- All specifications and performance data are subject to normal manufacturing variances.

**OPERATING LIMITS**

Ambient Temp. Range	
Remote	-20° - 120°F (-29° - 49°C) 60Hz
Water Temp. Range	40° - 80°F (4.5° - 27°C)
Water Pressure ICE Maker	Min. 20 psi (1.4 bar)
Water in	Max. 60 psi (6.9 bar)

**NOTES**

The ICE 1506 must be ordered with the LRC 2661 Remote Condenser. The ERC 2661 is not compatible.



**ORDERING AND SPECIFICATION INFORMATION**

Model No.	Cond. Unit	ICE Production per 24 hrs. at 70° Air/50° Water lbs. (Kgs.)	ICE Production per 24 hrs. at 90° Air/70° Water lbs. (Kgs.)	Water Used-Gals. (Lits.) per 100 lbs. of ICE 90° Air/70° Water		Kilowatts Used per 100 lbs. of Ice 70° Water	Btuh	Voltage Characteristics	No. of Wires	Min. Circuit Amp.	Max. Fuse Size	Shipping Weight lbs. (Kgs.)
				ICE Prod. Use	Cond. Use							
ICE 1506HR	Remote	1431 (650)	1202 (546)	20.26 (76)	n/a	5.5	20050	208-230/60/1	3	27.4	30	300 (136)
LRC-2661	Remote Condenser for 1 model ICE 1506R (208-230/60/1 voltage)											100 (46)
RT-325-404	25 ft. (7.6m) Precharged Tubing Kit for R-404A models											13 (6)
RT-340-404	40 ft. (12m) Precharged Tubing Kit for R-404A models											18 (8)
RT-345-404	45 ft. (13.7m) Precharged Tubing Kit for R-404A models											19 (9)
RT-360-404	60 ft. (18.2m) Precharged Tubing Kit for R-404A models											23 (12)



We reserve the right to make changes in design and construction at any time without obligation.  
2003© ICE-O-Matic Rev Code: 1019A-07/03-55



ICE-O-Matic 11100 E. 45th Avenue, Denver, CO 80239  
Tel. 303 371-3737 Fax. 303 371-6296 www.iceomatic.com